
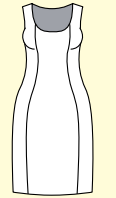


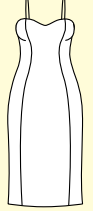


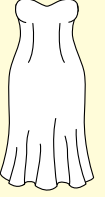


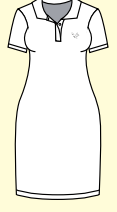




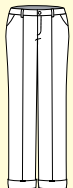

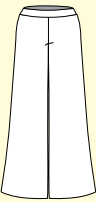
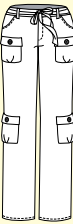







# TOPS AND SWEATERS

# DRESSES

	<b>BOATNECK</b> This top has a high, straight neckline that opens across the collarbone and meets at the tip of the shoulders. It is cut equally high along both the front and in the back.		<b>SHELL</b> Most often made of sturdy fabrics like wool or heavy cotton, this sleeveless top fits tightly to the torso.
	<b>CAMISOLE</b> Shaped like a bra with fabric draping from the bottom of the bust to the waist, this sleeveless, fitted top is often made of thin fabrics like silk, satin or light cotton.		<b>SQUARE NECK</b> This top has an open neck shaped like one-half of a square (as opposed to the U-neck, which is shaped like one-half of a circle.)
	<b>CARDIGAN</b> This collarless sweater opens down the full-length of the front and often closes with buttons or snaps. You can take it on and off without pulling it over your head.		<b>SURPLICE</b> Like a permanent version of a wrap top, this style is created by cross-wrapping fabric across the front and securing it (most often in the seam) to create a V-shape neckline.
	<b>COWL NECK</b> The neckline of this top or sweater has loose-fitting, extra fabric that drapes naturally in the front. It can be either high-necked or open to reveal more skin around the neck.		<b>SWEETHEART NECK</b> The open neck of this top is shaped like the crown of a heart as it meets in a small point in the center of the bust line.
	<b>CREW NECK</b> This round-necked top or sweater has a band of ribbing around the base of the neck that is curved in the shape of a half-circle.		<b>TURTLENECK</b> The neckline of this top (usually a sweater) reaches from the shoulders up to the base of the chin with enough fabric to fold over itself back to the neckline.
	<b>HALTER</b> This sleeveless top attaches behind the neck, rather than over the shoulders, revealing an open upper back.		<b>U-NECK</b> This top has a deep open neck that dips into the shape of a half-circle. [A wider version of this is called a "scoop neck."]
	<b>KIMONO</b> The sleeve of this top is part of the main bodice, rather than separately sewn on. It has a wide cut at the armpits and tapers out toward the wrists, like Japanese kimono robes.		<b>V-NECK</b> This top has an open neck shaped into a "V" at the bust line, like an upside-down triangle.
	<b>RAGLAN</b> The sleeve seams of this top extend up to the base of the neck, instead of meeting over the shoulders (like baseball jersey tops with colored sleeves on a white shell).		<b>WRAP TOP</b> This top is created by cross-wrapping fabric and securing it (usually with a tie or button) on the front, side or back of the top, which creates a V-shape neckline.

	<b>A-LINE</b> This dress steadily tapers out from the waist to the hem in strong, straight lines, revealing a silhouette like the edges of a capital letter "A."		<b>PRINCESS SEAMS</b> These are form-fitting, curved seams that mimic the hourglass shape, running down the right and left front of the dress.
	<b>BABYDOLL</b> The waistline of this dress sits higher than the natural waist, where the skirt fabric gathers then puffs out slightly, falling anywhere above the knee.		<b>SHEATH</b> This top has a high, straight neckline that opens across the collarbone and meets at the tip of the shoulders. It is cut equally high along both the front and in the back.
	<b>CORSET</b> The focus of this dress is in the tight, torso-hugging band from the navel to the bottom of the bust; it is often reinforced with boning inserted into the stiff fabric to pull in the stomach and push up the bust.		<b>SLIP DRESS</b> Originally worn as a sleep garment or undergarment, this dress—usually made of very lightweight fabrics like silk, satin or thin cotton—has spaghetti straps and a low-cut neckline and can be "slipped" on and off over the head.
	<b>EMPIRE</b> This top has a high, straight neckline that opens across the collarbone and meets at the tip of the shoulders. It is cut equally high along both the front and in the back.		<b>STRAPLESS</b> Quite simply, this dress has no straps running over the shoulders or arms, thus creating a horizontal or a sweet-heart neckline.
	<b>HALTER</b> The straps of this sleeveless dress starts toward the front center of the garment, then attaches behind the neck, rather than over the shoulders, revealing an open upper back.		<b>SURPLICE</b> The sleeve seams of this top extend up to the base of the neck, instead of meeting over the shoulders (like baseball jersey tops with colored sleeves on a white shell).
	<b>POLO DRESS</b> The t-shirt shaped, collared top of this casual dress has two to three buttons on the front that open to a V-shaped neck, then fall to the knee.		<b>WRAP</b> The sleeve seams of this top extend up to the base of the neck, instead of meeting over the shoulders (like baseball jersey tops with colored sleeves on a white shell).















# PANTS

	<p><b>BOOTCUT</b></p> <p>The cut of these pants runs straight from the hip to the knee, then flares slightly from the knee to the ankle.</p>		<p><b>MEN'S TROUSER PANTS</b></p> <p>Styled just like traditional men's trousers, these dress pants are cut to fall straight from the hip with pleats in the front, slanted side pockets, and cuffs.</p>
	<p><b>CAPRIS</b></p> <p>This is a pair of very fitted pants that hit at the calf or just below the calf, and often feature a small, vertical slit running up from each hem.</p>		<p><b>PALAZZO PANTS</b></p> <p>This versatile pant with extra wide flare is often mistaken for a skirt and is available in a variety of styles that go from casual to evening, depending on the fabrication.</p>
	<p><b>CARGO PANTS</b></p> <p>Originally created to hold gear for the military, these casual pants are known for the numerous pockets sewn onto the outside of the pants, often at the hip, thigh, and/or knees.</p>		<p><b>PRESSED-CREASE</b></p> <p>These dress slacks feature a strong ironed crease running down the front of both legs, from hip height to ankle.</p>
	<p><b>CUFFED TROUSER</b></p> <p>The hem of these pants is doubled-back and stitched, revealing a folded cuff that can be anywhere from short to a few inches tall.</p>		<p><b>SKINNY JEAN</b></p> <p>This style of jeans is tight-fitting through the waist, hips, and thighs, then tapers down, also hugging the calves and ankles. (It's also called a "cigarette pant.")</p>
	<p><b>FLARED</b></p> <p>The cut of these pants runs straight from the hip to the knee, then flares dramatically from the knee, steadily outward to the ankle. (They're also called "bell bottoms.")</p>		<p><b>STOVEPIPE</b></p> <p>Basically, a slightly tighter version of straight leg pants, this style is fitted to the knee, then falls straight to the ankle.</p>
	<p><b>LOW RISE</b></p> <p>Because the "rise" between the crotch and waistband is low, the fastening button or snap of these pants hits a few inches below the navel, and the top of the pant hits just above the hips.</p>		<p><b>STRAIGHT LEG</b></p> <p>The cut of these pants runs straight from the hip to the knee, then straight from the knee to the ankle, with no taper or flare.</p>







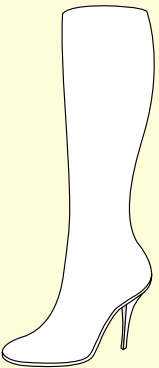


# SKIRTS




	<p><b>A-LINE</b></p> <p>This skirt steadily tapers out from the waist to the hem in strong, straight lines, revealing a silhouette like the edges of a capital letter "A."</p>		<p><b>HIGH-WAISTED</b></p> <p>The fastening button or snap of this skirt hits above the navel, making one's waist appear higher than it is.</p>
	<p><b>ASSYMETRICAL HEM</b></p> <p>Rather than running straight across the skirt bottom in an even line, this hem is slanted on the diagonal, revealing more leg on one side than the other.</p>		<p><b>PENCIL</b></p> <p>Most often worn with suit jackets or as professional attire, the cut of this skirt runs straight from hip to hem and is hemmed just above, at, or just below the knee. (It's also called a "straight skirt.")</p>
	<p><b>CIRCLE</b></p> <p>Named for the fact that the hem of this skirt, stretched out, forms a large, complete circle, this style is very full.</p>		<p><b>PLEATED</b></p> <p>Though there are varied types of pleated skirts, the general style features permanent vertical folds in the fabric (This illustration shows a box pleat from the waist to the hip, where the pleat then releases.)</p>
	<p><b>GATHERED</b></p> <p>The waistband of this skirt consists of small fabric folds gathered and sewn together, into an elastic waistband or a separate waistband band of fabric.</p>		<p><b>PRAIRIE</b></p> <p>A Western-inspired skirt made from tiers of ruffles. It comes in various lengths and can be either a knit or a woven fabric for a variety of effects.</p>
	<p><b>GODET</b></p> <p>Similar to the gored skirt, this style hugs the hips, then features triangular swathes of fabric, called godets, sewn between the panels, to create more fullness at the hem.</p>		<p><b>TRUMPET</b></p> <p>This style is slim-fitting from the waist through the hips, then flares or ruffles outward, like a trumpet, at the knee.</p>
	<p><b>GORED</b></p> <p>This skirt is constructed from any number of vertical panels of fabric, called gores. Fitted through the hip, the panels have flare on the bottom to create a flirty flounce at the hem.</p>		<p><b>TULIP</b></p> <p>The silhouette of this skirt is generous through the hip then tapers inward toward the knees.</p>
	<p><b>HANDKERCHIEF HEM</b></p> <p>Rather than running straight across the skirt bottom in an even line, this hem falls in various lengths points around the base, the way a handkerchief would when held in the center.</p>		<p><b>WRAP</b></p> <p>This skirt is created by cross-wrapping fabric and securing it (usually with a tie or belt) on the side, back or front of the skirt, thus creating a soft flare or an A-line silhouette.</p>

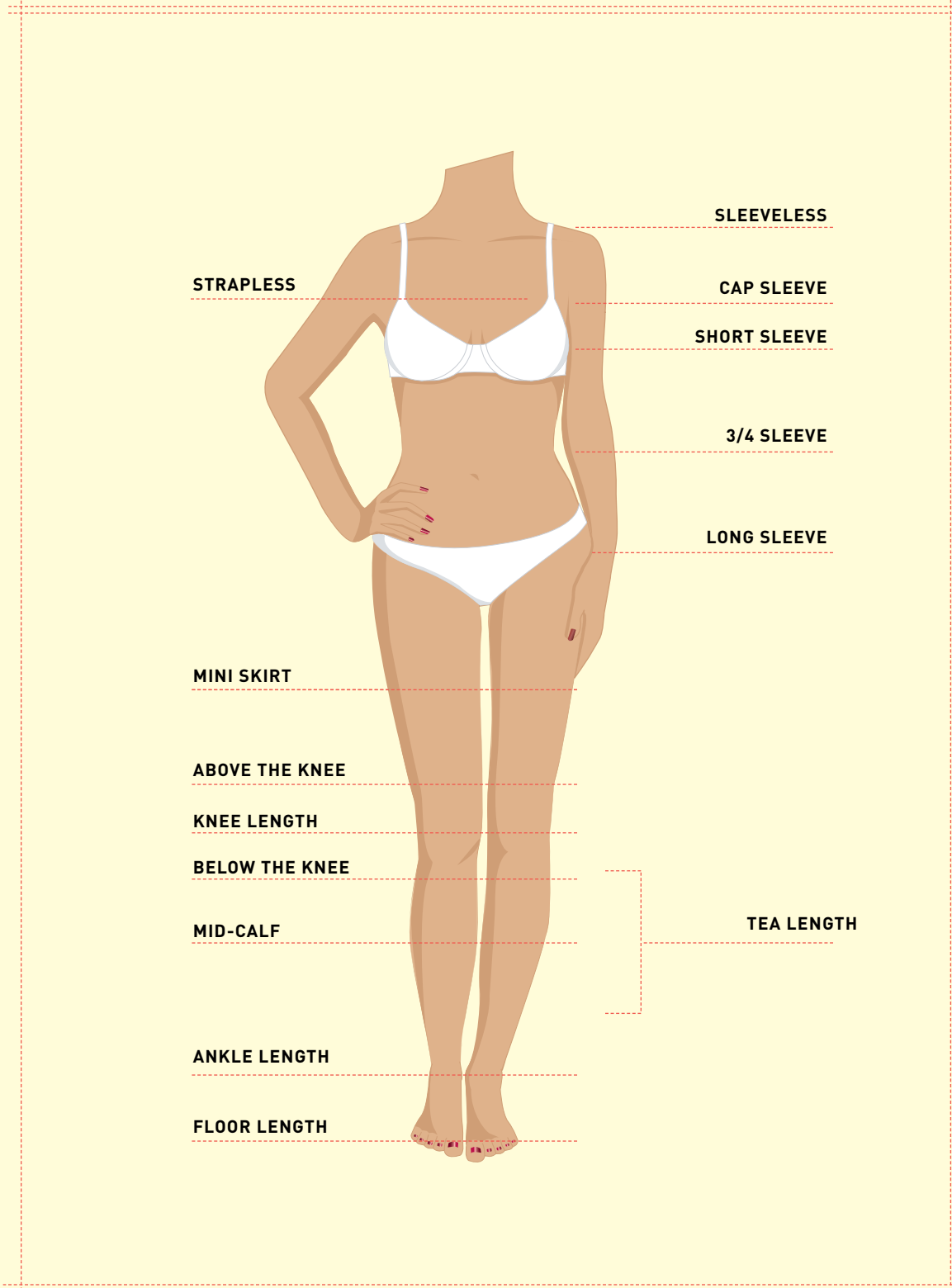
# JACKETS

	<p><b>BOLERO</b></p> <p>This is a light, extremely cropped jacket meant to be worn open; the styles are varied enough so some can be paired with a dressy evening gown, others with a casual top.</p>		<p><b>MANDARIN COLLAR</b></p> <p>Like the Asian collar from which the style is adapted, this is short band collar that runs an inch or two straight up the neck, with a notch in the center that may or may not close with a button.</p>
	<p><b>CHANEL STYLE JACKET</b></p> <p>A boxy-cut, button-up jacket, most recognizable in tweed.</p>		<p><b>MILITARY JACKET</b></p> <p>This casual jacket can take on a variety of military-inspired embellishments, such as epaulettes, oversized buttons, pockets, etc.</p>
	<p><b>CORSETED BLAZER</b></p> <p>The bodice of this blazer contains a torso-hugging band often reinforced with boning inserted into the stiff fabric; when closed the blazer helps define the waist.</p>		<p><b>PEA COAT</b></p> <p>This is a hip-length jacket with a wide-notch collar featuring a double-breasted closure, in which one flap of fabric completely crosses over another and attaches with a double row of buttons on the front of the coat.</p>
	<p><b>DENIM STYLE JACKET</b></p> <p>Usually made from cotton denim, this style, hemmed to hit at the waist, features two front buttoned pockets on the chest, and two slanted pockets above the hip area.</p>		<p><b>PEPLUM JACKET</b></p> <p>This style tapers in snugly to the waist, with a flounce flaring out toward the hips.</p>
	<p><b>CROPPED JACKET</b></p> <p>This jacket's hem hits just above your natural waist.</p>		<p><b>PRINCESS SEAMS</b></p> <p>These seams are curved, form-fitting seams running down the right and left sides of the coat, mimicking the hourglass shape.</p>
	<p><b>HIGH STANCE BLAZER</b></p> <p>A blazer in which the top closure fastens around the bust or higher.</p>		<p><b>SHAWL COLLAR BLAZER</b></p> <p>Instead of using a separate piece of fabric for the collar, this style features one continuous piece of fabric that folds over at the neck in one elegant line.</p>
	<p><b>LOW STANCE BLAZER</b></p> <p>A blazer in which the top closure fastens below the bust or lower.</p>		<p><b>TRENCH COAT</b></p> <p>This coat can take on a variety of military-inspired embellishments, such as epaulets, oversized buttons or pockets; it ties at the waist, with an A-line shape from the waist to the knees.</p>

# SHOES

	<p><b>ANKLE STRAPS</b></p> <p>This is a light, extremely cropped jacket meant to be worn open; the styles are varied enough so some can be paired with a dressy evening gown, others with a casual top.</p>		<p><b>PEEP TOE SHOE</b></p> <p>The front section of this shoe is cut away into either a small or sizeable hole, to reveal the toes.</p>
	<p><b>CHUNKY HEEL</b></p> <p>This type of heel is thick and wide and covers more surface area on the ground than a skinny stiletto heel.</p>		<p><b>POINTY TOED HEEL</b></p> <p>This style is named literally, with a toe that rounds off in a smooth semi-circle, as opposed to a point or a square. (The heel is also called a "pump" or a "stiletto.")</p>
	<p><b>CUTAWAY ARCH</b></p> <p>Because the material between the heel and toe is cut away on each side of this shoe, this style reveals the arch of the foot. (It's also called a "d'Orsay" pump.)</p>		<p><b>ROUND TOED HEEL</b></p> <p>This style is named literally, with a toe that rounds off in a smooth semi-circle, as opposed to a point or a square. (The heel is also called a "pump" or a "stiletto.")</p>
	<p><b>FLAT</b></p> <p>This style of shoe has a flat sole, and does not lift the heel of the foot above the ground.</p>		<p><b>SQUARE TOED HEEL</b></p> <p>This style is named literally, with a toe shaped like half of a square, as opposed to a round or pointy toe. (The heel is also called a "pump" or a "stiletto.")</p>
	<p><b>KITTEN HEEL</b></p> <p>Considered as an in-between to high heels and flats, this style of shoe has skinny, short heel that lifts the heel of the foot no higher than 2 inches above the ground.</p>		<p><b>SLING BACK</b></p> <p>Instead of a full piece of material around the back of this shoe, this style provides a small belt or piece of leather that hugs just the back of the ankle.</p>
	<p><b>KNEE HIGH BOOT</b></p> <p>This style of boot covers your ankles and calves, topping off just below the knee, and most styles have a zipper running down one side.</p>		<p><b>STRAPPY STILETTO</b></p> <p>A skinny, high heel that is also designed like a sandal, to reveal a lot of skin around the foot (It's also called a "heel." A tall stiletto is also called a "spike heel.")</p>
			<p><b>WEDGE</b></p> <p>The triangle formed at the base of this shoe is a slowly rising extension of the sole of the shoe that lifts the heel like a high heel.</p>

	<p><b>BANGLES</b></p> <p>These bracelets are rigid, round pieces without a clasp that slide onto the arm and remain in solid form.</p>		<p><b>HOBO BAG</b></p> <p>These bracelets are rigid, round pieces without a clasp that slide onto the arm and remain in solid form.</p>
	<p><b>CHANDELIER EARRINGS</b></p> <p>With small drops of beads or crystals dangling in various styles, these long, fluid earrings look like miniature versions of chandeliers.</p>		<p><b>PEARLS</b></p> <p>With small drops of beads or crystals dangling in various styles, these long, fluid earrings look like miniature versions of chandeliers.</p>
	<p><b>CHOKER</b></p> <p>This tight-fitting necklace is any style that closely hugs the neck.</p>		<p><b>PENDANT NECKLACE</b></p> <p>This tight-fitting necklace is any style that closely hugs the neck.</p>
	<p><b>CHUNKY BEADS</b></p> <p>This necklace features oversized drops of wood, plastic, crystal, or another stylish material, linked together in a draping necklace.</p>		<p><b>SATCHEL</b></p> <p>This large handbag is known for having two handles or straps so that it must be carried by hand, at the hips.</p>
	<p><b>CLUTCH PURSE</b></p> <p>As it is meant to be "clutched" under the arm, this small or medium sized purse comes without a large handle and can't be carried on the shoulder.</p>		<p><b>SKINNY BELT</b></p> <p>Designed to be much thinner than an average belt, this style can be worn through belt-loops, or on it's own to cinch the natural waist.</p>
	<p><b>DRAPEY NECKLACE</b></p> <p>This necklace, which can be made of a gold or silver chain or a string of small beads, drapes long and low down the front of the chest.</p>		<p><b>STUDS</b></p> <p>This is the smallest style of earring, which feature a jewel, rock, or other tiny adornment attached to the stem of the earring, and does not hang below the ear.</p>
	<p><b>HIP BELT</b></p> <p>Made longer than an average belt, this style is meant to sit on the hips, rather than on the natural waist.</p>		<p><b>WIDE BELT</b></p> <p>Designed to be much fatter than an average belt, style is too large to fit through belt-loops, and is thus meant to be worn around the natural waist.</p>



# YOUR DREAM CLOSET CHECKLIST

Have you ever opened your stuffed closet and thought, “I don’t have a thing to wear!” Of course you have and I can help you change that. Now that you know just what your unique silhouette needs, here’s a list of the must-have basics that will assure that you can dress sexy every day. Grab a pen and go through the list to see what you already have, what you can feel free to edit out, and what you might do well to buy.

If you have at least these items, in the shapes that most flatter you, you’ll never again open that closet and think, “I don’t have a thing to wear!”

## TOPS AND SWEATERS

- 1 BASIC **WHITE** COTTON TAILORED SHIRT
- 1 **COLORED** TAILORED SHIRT *(that flatters either your eye-color or your skin color)*
- 7 COTTON **T-SHIRTS** *(one for every day of the week; choose some in longer-sleeved styles that best suit your shape, and half in shorter-sleeved or tank styles that best suit your shape)*
- 1 **SEXY** PARTY TOP *(that can be dressed up with the right accessories)*
- 1 SHINY, SILK **CAMISOLE** *(one that can be layered under your structured jackets or, for some of you, worn casually alone)*
- 1 PRETTY TOP WITH **SPECIAL DETAILS** *(refer to your fitting room to see what types of details work best on you)*
- 1 BLACK **SWEATER** *(ideally, a cashmere one in a shape that works for your shape; it’s expensive, but it’s worth it)*
- 1 SOLID-**COLORED SWEATER** *(again, buy a cashmere one in a color that flatters your eye color or your skin color)*

## DRESSES

- 1 TIMELESS **BLACK DRESS** *(choose the shape that flatters your silhouette so you can dress up, from cocktail parties to weddings)*
- 1 **DAYTIME DRESS** *(it should have a simple neckline and be in a color or pattern that best flatters you)*
- 1 UNIQUE **SEXY PARTY DRESS** *(either in a bold color, with interesting details that work with your silhouette, or in a print that flatters you)*

## SKIRTS

- 1 **BLACK SKIRT THAT FITS YOUR FIGURE** *(check your fitting room to find out which style best suits you)*
- 1 FLIRTY, **DRESSY SKIRT**
- 1 KNEE-LENGTH **BUSINESS SKIRT** *(again, check your fitting room to see what’s best—pencil skirts don’t work for everyone!)*

## PANTS AND JEANS

- 1 **CASUAL PANT** *(it should flatter your figure, and be tailored to a perfect fit)*
- 1 PAIR OF **BLACK PANTS** *(these should also flatter your figure, and be tailored to your length when you’re wearing heels)*
- 3 PAIRS OF **JEANS** *(they should flatter your figure, and one should be hemmed to wear with a pair of heels, for casually dressing up)*

## COATS AND JACKETS

- 1 **BASIC BLACK SUIT** WITH MATCHING SKIRT OR PANTS
- 1 **BLAZER** THAT LOOKS GREAT WITH PANTS
- 1 THREE-QUARTER-LENGTH **LIGHT COAT** *(this length looks great on most figures)*
- 1 **OVERCOAT** *(this is a serious investment for many winters to come, so don’t skimp on fabric here!)*
- 1 CASUAL, LIGHT **JACKET** *(check your fitting room to find out which style best suits you)*

## SHOES

- 1 PAIR OF **HEELS** *(in the right style for your height and weight as recommended in your fitting room)*
- 1 PAIR OF **FLATS** *(for a comfortable day of shopping!)*

